



VT-8P125

8 Port 125 Watt Compact PoE Switch


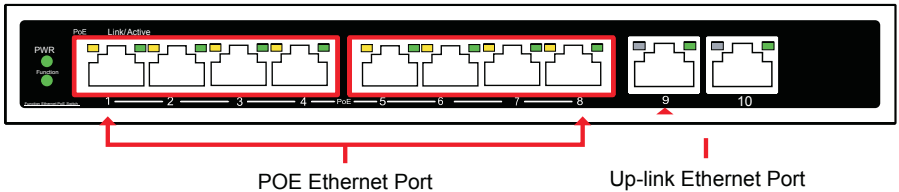
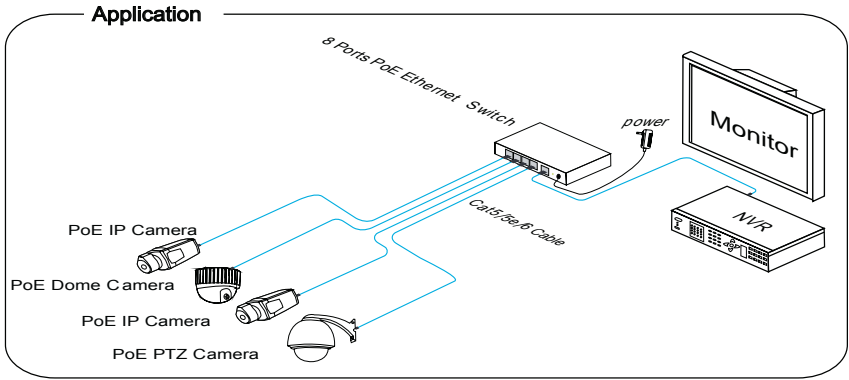


VITEK

FEATURES

- Provides 8 - 10/100Base-TX PoE ports & 2 10/100Base-TX Ethernet Ports
- 125 Watt PoE Power Budget
- Conforms to IEEE802.3, IEEE 802.3u, IEEE802.3af, IEEE802.3at
- High back-plane bandwidth 1.8Gbps
- IEEE802.3x Flow control
- Surge protection for power port and data ports
- EMI standards complies with FCC, CE class B

Product Layout



Notice

Please restart device after enabling/disabling the Extend function.

Installation

Package Contents:

- | | |
|--------------------------------|------|
| ● 10 ports PoE Ethernet Switch | 1pcs |
| ● Power adaptor | 1pcs |
| ● Ac power cable | 1pcs |
| ● Accessory | 1pcs |
| ● User manual | 1pcs |

Installation Steps:

- 1) Please turn off the PoE Switch & all ethernet devices power before installation to avoid damage,
- 2) Use network cable to connect PoE IP cameras to ports 1~ 8 respectively
- 3) Use a network cable to connect equipment via up link port and NVR or computer
- 4) Connect power adapter
- 5) Check if the installation is correct and equipment is in good condition and the connection is stable
- 6) Ensure the Ethernet equipment with power is working properly.

Troubleshooting

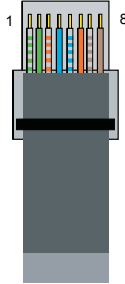
- Please follow these steps if the equipment has trouble
- Make sure the equipment is installed according to the installation guide
- Configure RJ45 cable order meets EIA TIA568A or 568B standard
- Every PoE port can provide maximum power of up to 30W
- Please contact your vendor if trouble still exists

Wiring

Instruments to be used, wire crimper, network tester: Wire sequence of RJ45 plug should conform with EIA/TIA568A or 568B.

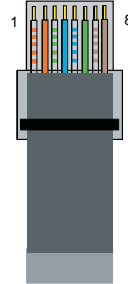
- 1 Please remove 2cm long the insulating layer and bare 8 pairs UTP cable
- 2 Separate the 8 pairs UTP cable and straighten them
- 3 Line up the 8 pieces of cables per EIA TIA 568A or 568B
- 4 Cut off the cables to leave 1.5cm bare wire
- 5 Plug 8 cables into RJ45 plug make sure each cable is in each pin
- 6 Use the wire crimper to crimp it
- 7 Repeat above 9 steps to make the another end
- 8 Use network tester to test the cable if it works

Pin	Color
1	White/Green
2	Green
3	White/Orange
4	Blue
5	White/Blue
6	Orange
7	White/Brown
8	Brown



EIA/TIA 568A

Pin	Color
1	White/Orange
2	Orange
3	White/Green
4	Blue
5	White/Blue
6	Green
7	White/Brown
8	Brown



EIA/TIA 568B

Specifications

Detailed Specifications	
Ports	8 - 10/100Base-TX PoE Ports / 2 - 10/100Base-TX ports
PoE Standard	IEEE802.3af, IEEE802.3at, per port 30W(MAX) / Total 130W
PoE Pin assignment	V+ (RJ45 Pin 4, 5), V- (RJ45 Pin 7, 8).
LED Indicators	PWR, PoE, Link/Act LED
Switching capacity	2.0G
MAC address table	4K
Traffic control	IEEE 802.3x full-duplex flow control
Thermal methods	Fanless
Input voltage	100V 240V AC 90/60Hz (for power adapter) / 48VDC (for PoE switch)
Power consumption	130W (125W for PoE)
Operating temperature	32°~104°F (0°~40°C) / 20~85% RH

LIMITED PRODUCT WARRANTY

VITEK products carry a three (3) year limited warranty. VITEK warrants to the purchaser that products manufactured by VITEK are free of any rightful claim of infringement or the like, and when used in the manner intended, will be free of defects in materials and workmanship for a period of three (3) years, or as otherwise stated above, from the date of purchase by the end user. This warranty is nontransferable and extends only to the original buyer or end user customer of a VITEK Authorized Reseller.

The product must have been used only for its intended purpose, and not been subjected to damage by misuse, willful or accidental damage, caused by excessive voltage or lightning.

The product must not have been tampered with in any way or the guarantee will be considered null and void.

This guarantee does not affect your statutory rights.

Contact your local VITEK Reseller should servicing become necessary.

VITEK makes no warranty or guarantee whatsoever with respect to products sold or purchased through unauthorized sales channels. Warranty support is available only if product is purchased through a VITEK Authorized Reseller.

